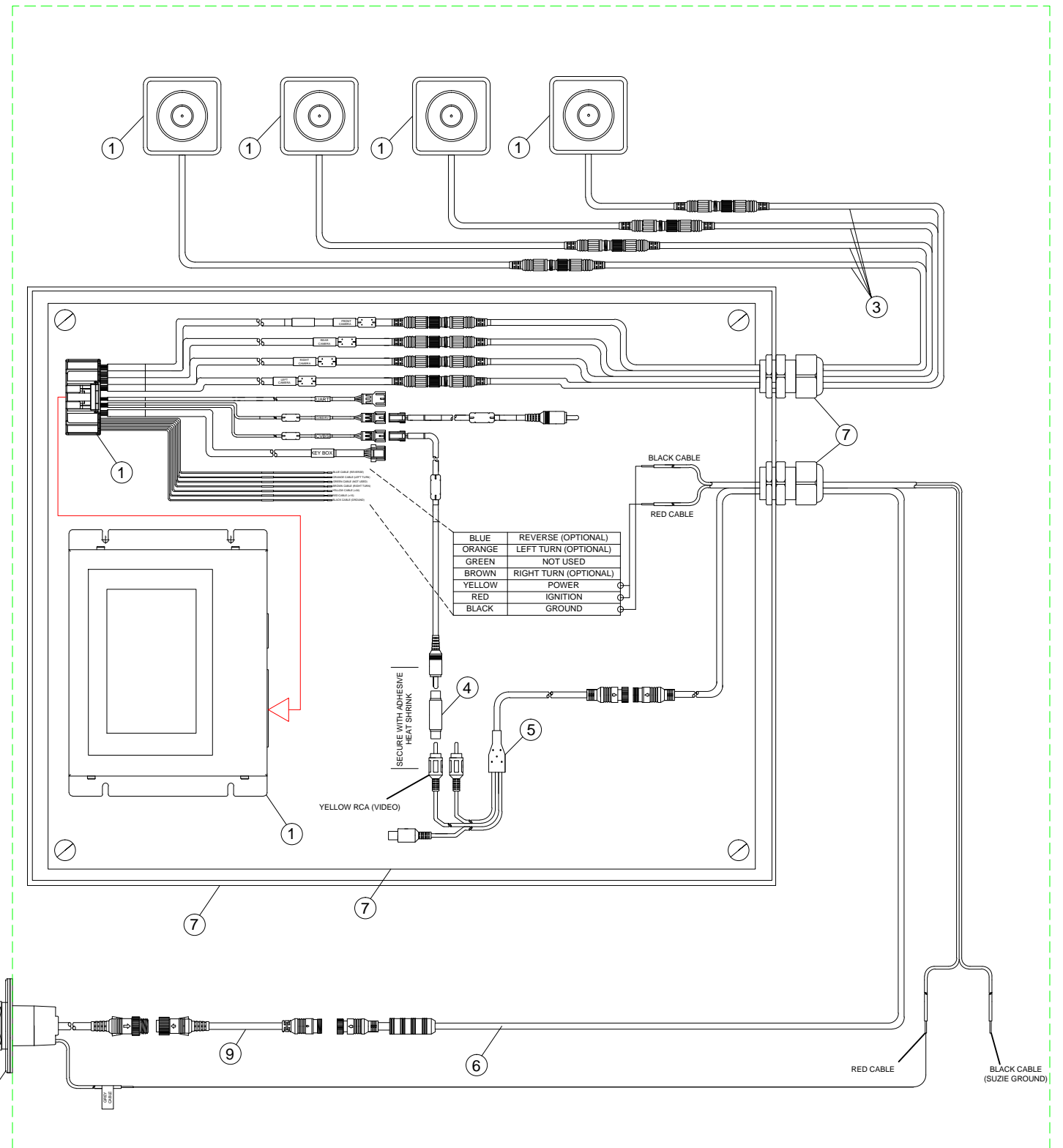


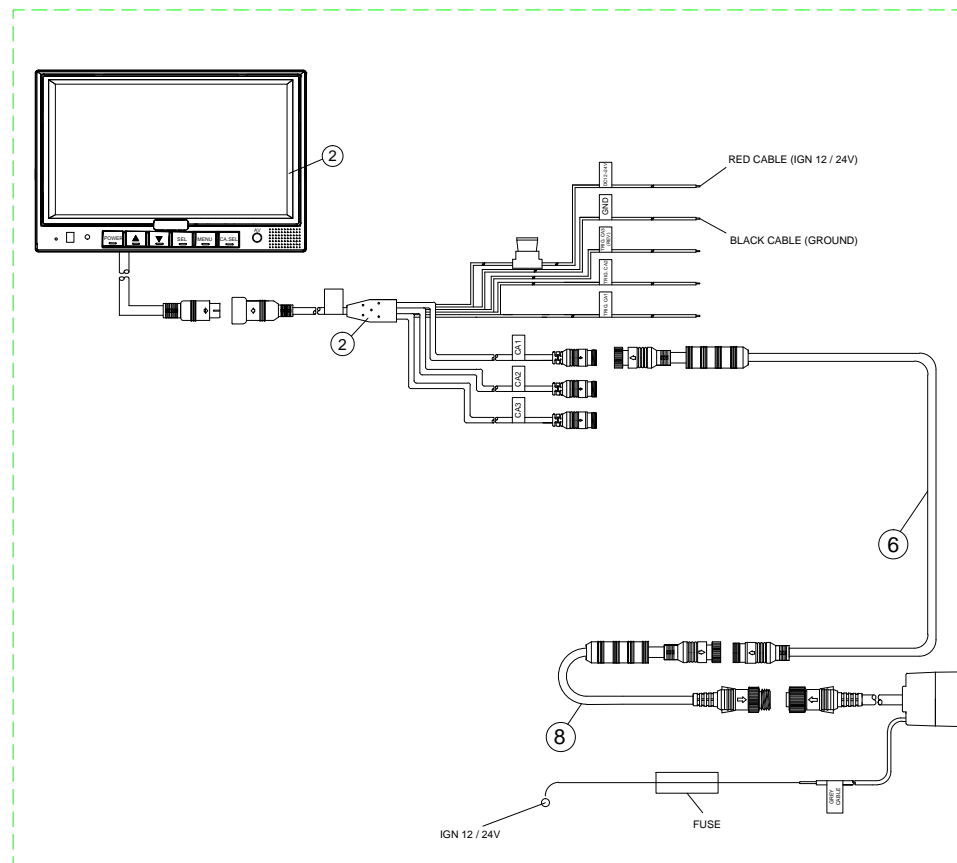
## Backeye 360 Select

No.	Description	Model	Part No.	Qty
1	SELECT 360 KIT (incl. cameras)	BN360-000	4483	1
2	SELECT MONITOR	VARIOUS	VARIOUS	1
3	360 CAMERA CABLE	BN360-LXXX	VARIOUS	4
4	ADAPTER	AC-059	4597	1
5	ADAPTER CABLE	AC-024	3183	1
6	EXTENSION CABLE	VBV-L4XX	VARIOUS	1
7	IP ENCLOSURE	360-ENCLOSURE	4723	1
8	ADAPTER CABLE	AC-014	2094	1
9	ADAPTER CABLE	AC-006	1983	1
10	SUZIE SOCKET TRACTOR	SP-7A	1827	1
11	SUZIE SOCKET TRAILER	SP-7B	1828	1
12	SUZIE CABLE	SC-7	1829	1

## Trailer Mounted



## Tractor Mounted



- NOTES:
- REFER TO COMPONENT DRAWINGS FOR COMPONENT DETAIL.
  - REFER TO LATEST VERSION OF THE 'IP ENCLOSURE ASSEMBLY GUIDE'.
  - CAMERA CABLE LENGTHS (3) ARE DEPENDANT ON SPECIFIC APPLICATION.
  - EXTENSION CABLE LENGTHS (6) ARE DEPENDANT ON SPECIFIC APPLICATION.
  - SIGNALS FOR REVERSE, LEFT & RIGHT TURN SIGNALS ARE OPTIONAL DEPENDANT ON CUSTOMER REQUIREMENTS. IF REQUIRED, RUN ADDITIONAL CABLING TO TRAILER SUZIE SOCKET.

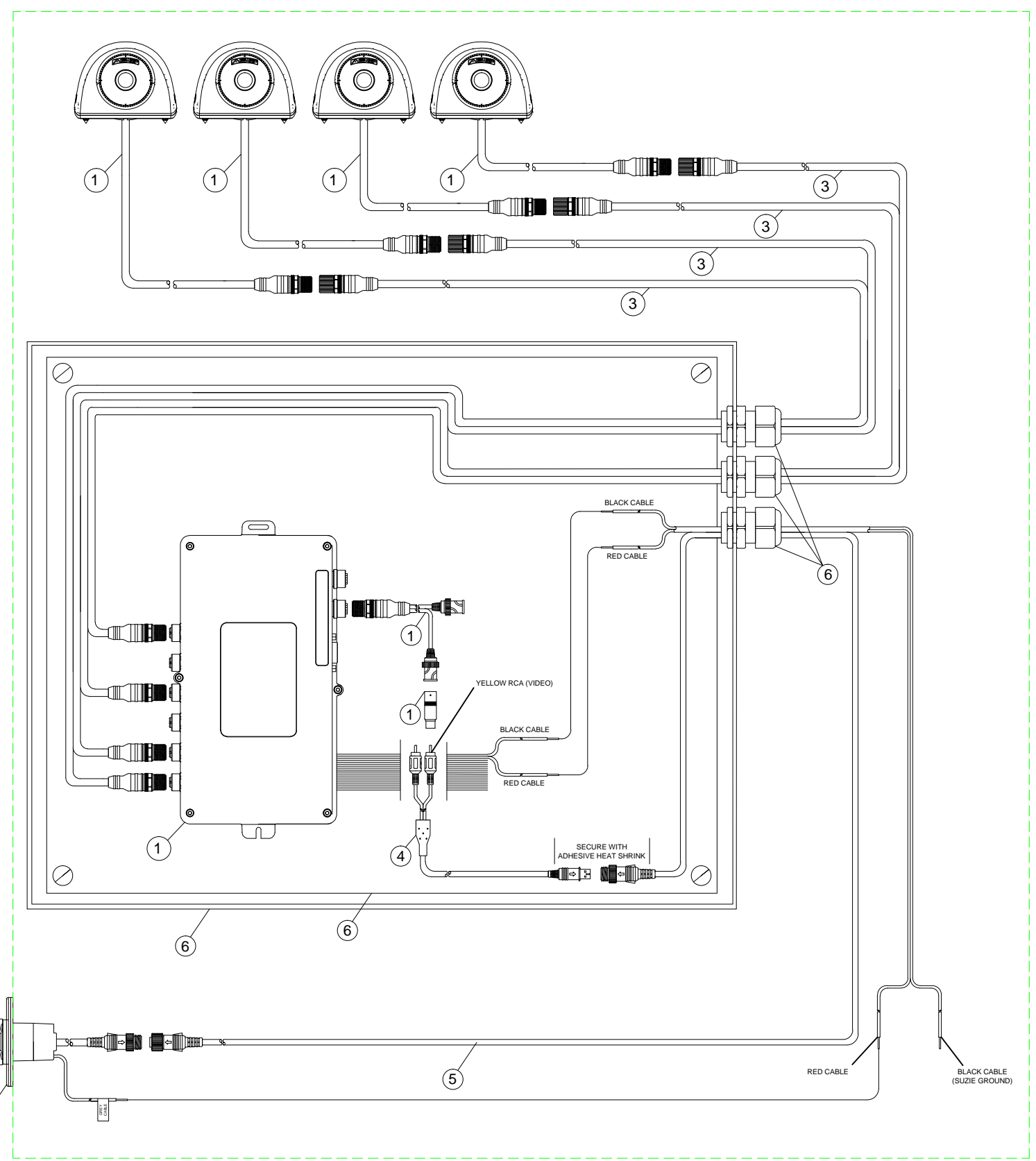
PROPRIETARY NOTICE  
 THIS DESIGN AND TECHNICAL INFORMATION APPEARING ON THIS DRAWING IS THE PROPERTY OF BRIGADE ELECTRONICS, AND IS DISCLOSED IN CONFIDENCE. IT IS NOT TO BE COPIED, REPRODUCED, REVEALED TO OR EXPROPRIATED BY OTHERS, EITHER IN WHOLE OR IN PART WITHOUT THE EXPRESS WRITTEN CONSENT OF BRIGADE ELECTRONICS.

Sheet No 1 of 2	Angle of Projection Third Angle	Assembly Pt Approval N/A	Approved by B.CHILDS	Checked by P.MISSEN	Released 14/08/14	Drawn by M.POTTER	Assembly Ref N/A	
www.brigade-electronics.com		Status RELEASED	360-ENCLOSURE		Part No VARIOUS			BE-002932-00-14

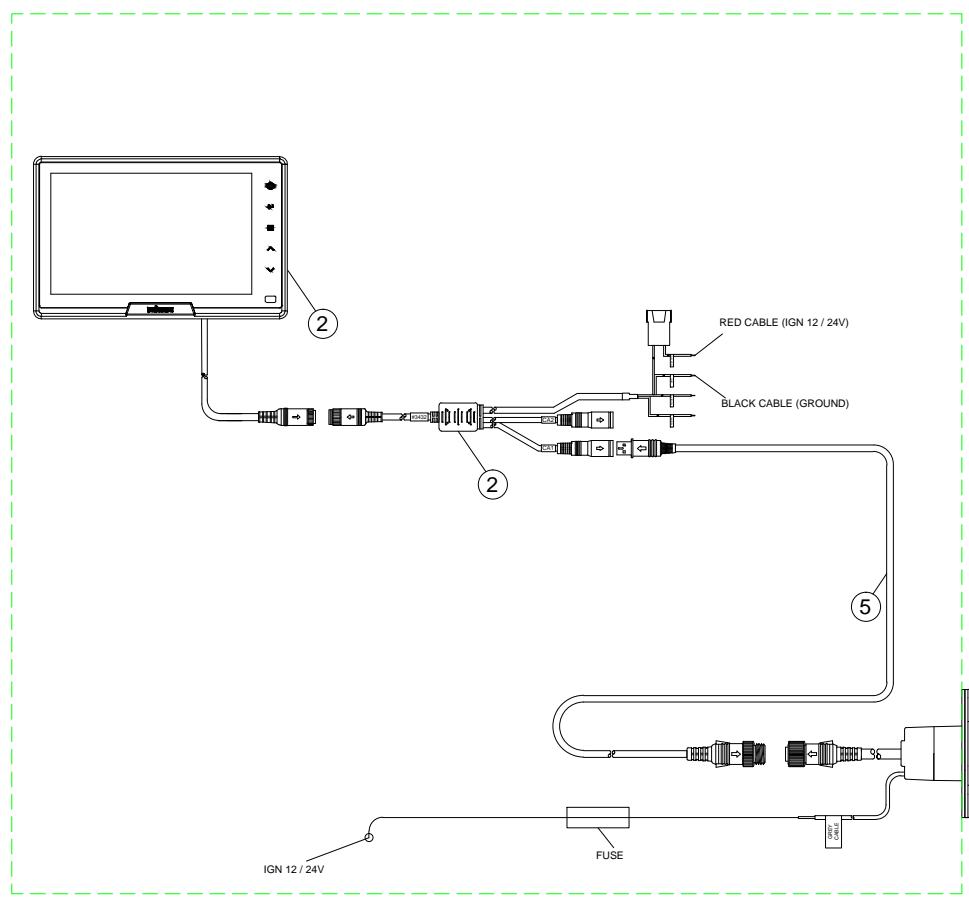
### Backeye 360 Elite

No.	Description	Model	Part No.	Qty
1	ELITE 360 KIT (incl. cameras)	ASL360-SV	4328	1
2	ELITE MONITOR	VARIOUS	VARIOUS	1
3	360 CAMERA CABLE	ASL360-LXXX	VARIOUS	4
4	ADAPTER CABLE	AC-016	2153	1
5	EXTENSION CABLE	BE-LXXX	VARIOUS	1
6	IP ENCLOSURE	360-ENCLOSURE	4723	1
7	SUZIE SOCKET TRACTOR	SP-7A	1827	1
8	SUZIE SOCKET TRAILER	SP-7B	1828	1
9	SUZIE CABLE	SC-7	1829	1

### Trailer Mounted



### Tractor Mounted



- NOTES:
1. REFER TO COMPONENT DRAWINGS FOR COMPONENT DETAIL.
  2. REFER TO LATEST VERSION OF THE 'IP ENCLOSURE ASSEMBLY GUIDE'.
  3. CAMERA CABLE LENGTHS (3) ARE DEPENDANT ON SPECIFIC APPLICATION.
  4. EXTENSION CABLE LENGTHS (5) ARE DEPENDANT ON SPECIFIC APPLICATION.
  5. SIGNALS FOR REVERSE, LEFT & RIGHT TURN SIGNALS ARE OPTIONAL DEPENDANT ON CUSTOMER REQUIREMENTS. IF REQUIRED, RUN ADDITIONAL CABLING TO TRAILER SUZIE SOCKET.

PROPRIETARY NOTICE  
 THIS DESIGN AND TECHNICAL INFORMATION APPEARING ON THIS DRAWING IS THE PROPERTY OF BRIGADE ELECTRONICS, AND IS DISCLOSED IN CONFIDENCE. IT IS NOT TO BE COPIED, REPRODUCED, REVEALED TO OR EXPROPRIATED BY OTHERS, EITHER IN WHOLE OR IN PART WITHOUT THE EXPRESS WRITTEN CONSENT OF BRIGADE ELECTRONICS.

Sheet No 2 of 2	Angle of Projection Third Angle	Assembly Pt Approval N/A	Approved by B.CHILDS	Checked by P.MISSEN	Released 14/08/14	Drawn by M.POTTER	Assembly Ref N/A	
BRIGADE® www.brigade-electronics.com		Status RELEASED	360-ENCLOSURE		Part No VARIOUS			BE-002932-00-14